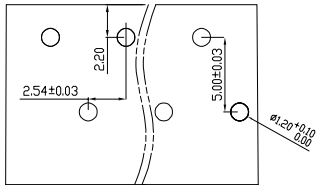
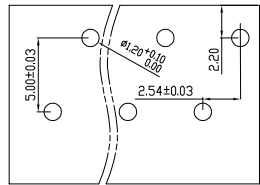


版次 (Version)	变更内容 (Rev. Content)	变更者 (Change Person)

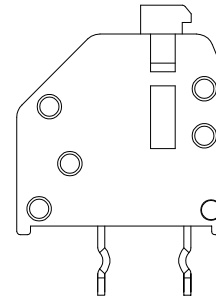
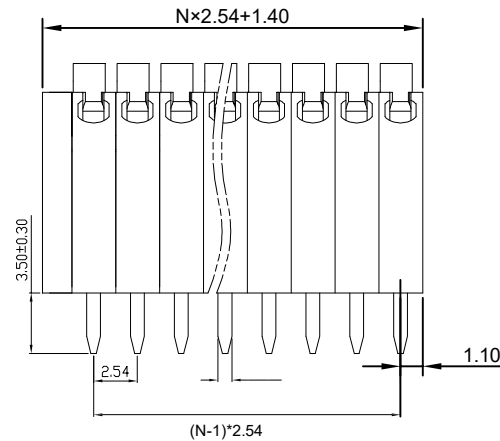
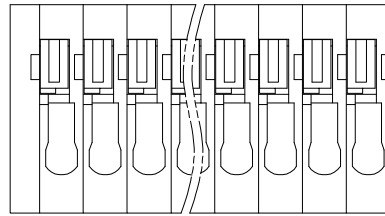
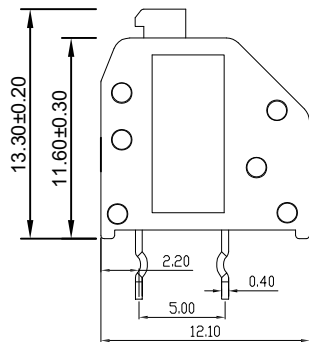


AB脚



BA脚

PCB LAYOUT



技术参数 (Technical Data)				
UL	应用组别(Use group)	B	C	D
IEC	额定电器参数 (Rated Electrical Parameters)	300V/2A	/	/
	过压类别 (Overvoltage Category) /污染等级 (Pollution Degree)	III/3	III/2	III/2
	额定电器参数 (Rated Electrical Parameters)	160V/2A	250V/2A	320V/2A
压线范围(Wire Range)		28-20AWG 0.5mm ²		
工频耐压(Frequency Voltage)		AC 2500V		
冲击耐压(Rated Surge Voltage)		4000V		
绝缘阻抗 (Insulation Resistance)		DC500V 500MΩ above		
接触电阻(Contact Resistance)		≤20mΩ		
剥线长度(String Length)		9 (mm)		
工作温度(Temperature)		-40° C~+105° C		
额定扭矩(Rated torque)		/		
材质和电镀(Material and plating)				
绝缘材质(Housing)		PA66 UL94V-0		
导体材料(Contact)		铜合金, 镀锡(Copper alloy, Sn plated)		
/		/		

产品命名编码:
(Product Number Code):

FS1-XX-254-04-YY

系列(Series)

极数(NO. of poles)

端子间距(Pitch)


型号(Model)

塑体颜色(Housing Color)

- | | |
|--------------|-------------------------|
| 1:绿色(Green) | 7:透明色
(Transparent) |
| 2:蓝色(Blue) | 8:白色(White) |
| 3:黑色(Black) | 9:黄色(Yellow) |
| 4:灰色(Grey) | Y:多种颜色
(Mixed color) |
| 5:橙色(Orange) | |
| 6:红色(Red) | |

P=2.54mm,N为孔位数(N for hole digits),有效位数为(Significant Digits):02p-24p

N	02P	03P	04P	05P	06P	07P	08P	09P	10P	11P	12P	13P
L	6.48	9.02	11.56	14.10	16.64	19.18	21.72	24.26	26.80	29.34	32.88	34.42
B	2.54	5.08	7.62	10.16	12.70	15.24	17.78	20.32	22.86	25.40	27.94	30.48
N	14P	15P	16P	17P	18P	19P	20P	21P	22P	23P	24P	
L	36.96	39.50	42.04	44.58	47.12	49.66	52.20	54.74	57.28	59.82	62.36	
B	33.02	35.56	38.10	40.64	43.18	45.72	48.26	50.80	53.34	55.88	58.42	

 东莞市奥斯电子有限公司 DONGGUAN AOSI ELECTRONICS CO., LTD.	公差范围(Tolerance Range)	
	150~	±1.50
型号(Type): FS1-XX-254-04-YY	60~150	±1.00
	30~60	±0.60
核准(Approval):	6~30	±0.40
	图号(Drawing NO.):	0~6 ±0.25
核审(Audit):	角度(Angle)	X ±2°
	单位(Units):mm	X.X ±1°
设计(Design)	比例(Scale):FULL	版次(Version):T0