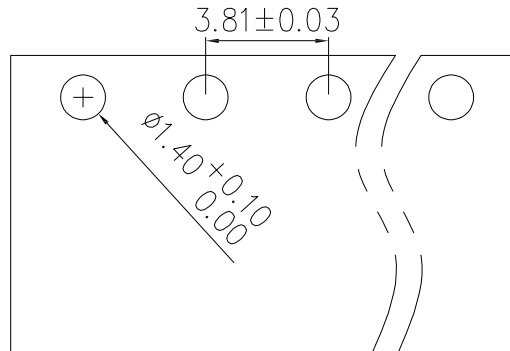
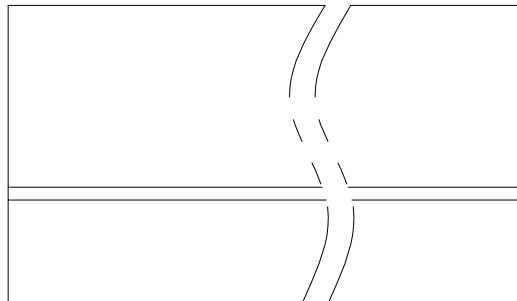
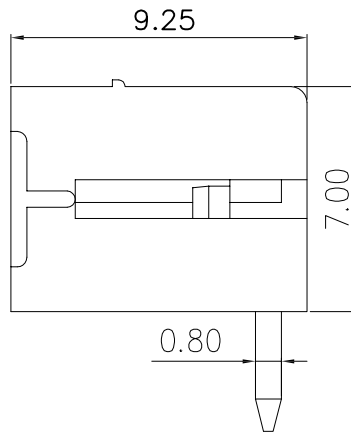
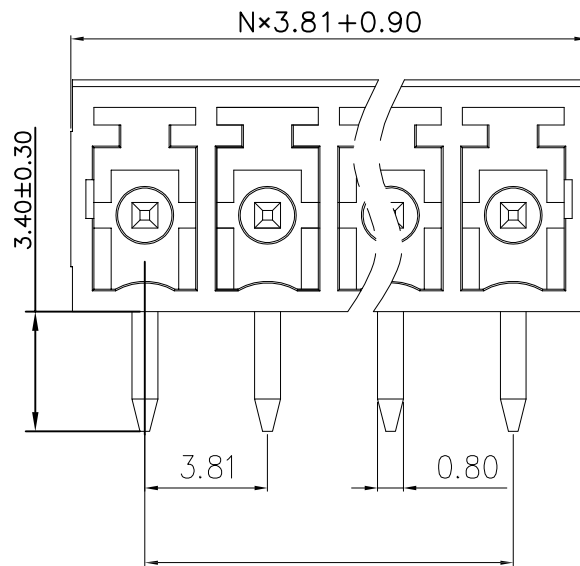


版次 (Version)	变更内容 (Rev. Content)	变更者 (Change Person)



PCB LAYOUT



技术参数 (Technical Data)				
UL	应用组别(Use group)	B	C	D
IEC	额定电器参数 (Rated Electrical Parameters)	300V/8A	/	300V/10A
	过压类别 (Overvoltage Category) /污染等级 (Pollution Degree)	III/3	III/2	II/2
	额定电器参数 (Rated Electrical Parameters)	320V/10A	160V/7A	320V/7A
压线范围(Wire Range)		/		
工频耐压(Frequency Voltage)		AC 1600V		
冲击耐压(Rated Surge Voltage)		2500V		
绝缘阻抗 (Insulation Resistance)		DC500V 500MΩ above		
接触电阻(Contact Resistance)		≤20mΩ		
剥线长度(String Length)		/		
工作温度(Temperature)		-40° C~+105° C		
额定扭矩(Rated torque)		/		
材质和电镀(Material and plating)				
绝缘材质(Housing)		PA66 UL94V-0		
导体材料(Contact)		铜合金, 镀锡(Copper alloy, Sn plated)		
/		/		

产品命名编码:  
(Product Number Code):

FPM1.5-XX-381-00R-YY


系列 (Series) ———— 型号 (Model)  
极数 (NO. of poles) ———— 塑体颜色 (Housing Color)

端子间距 (Pitch) ————

- |              |                         |
|--------------|-------------------------|
| 1:绿色(Green)  | 7:透明色<br>(Transparent)  |
| 2:蓝色(Blue)   | 8:白色(White)             |
| 3:黑色(Black)  | 9:黄色(Yellow)            |
| 4:灰色(Grey)   | Y:多种颜色<br>(Mixed color) |
| 5:橙色(Orange) |                         |
| 6:红色(Red)    |                         |

P=3.81mm,N为孔位数(N for hole digits),有效位数为(Significant Digits):02p-24p

N	02P	03P	04P	05P	06P	07P	08P	09P	10P	11P	12P	13P
L	8.52	12.33	16.14	19.95	23.76	27.57	31.38	35.19	39.00	42.81	46.62	50.43
B	3.81	7.62	11.43	15.24	19.05	22.86	26.67	30.48	34.29	38.10	41.91	45.72
N	14P	15P	16P	17P	18P	19P	20P	21P	22P	23P	24P	
L	54.24	58.05	61.86	65.67	69.48	73.29	77.10	80.91	84.72	88.53	92.34	
B	49.53	53.34	57.15	60.96	64.77	68.58	72.39	76.20	80.01	83.82	87.63	

 <b>东莞市澳斯电子有限公司</b> DONGGUAN AOSI ELECTRONICS CO., LTD.	公差范围(Tolerance Range)	
	150~	±1.50
型号(Type): FPM1.5-XX-381-00R-YY	60~150	±1.00
	30~60	±0.60
核准(Approval):	6~30	±0.40
	0~6	±0.25
核审(Audit):	角度 X	±2°
	单位(Units):mm	页码(Page):1/1
设计(Design)	比例(Scale):FULL	版次(Version):T0