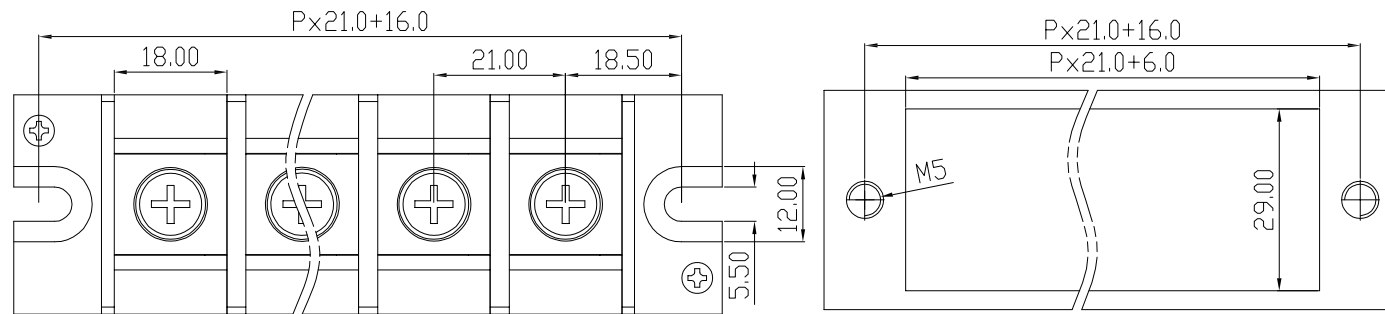
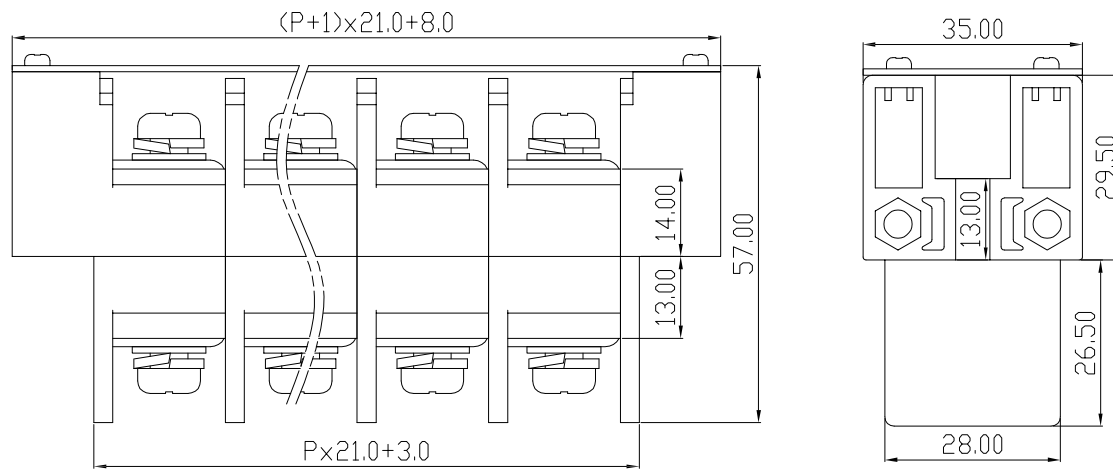


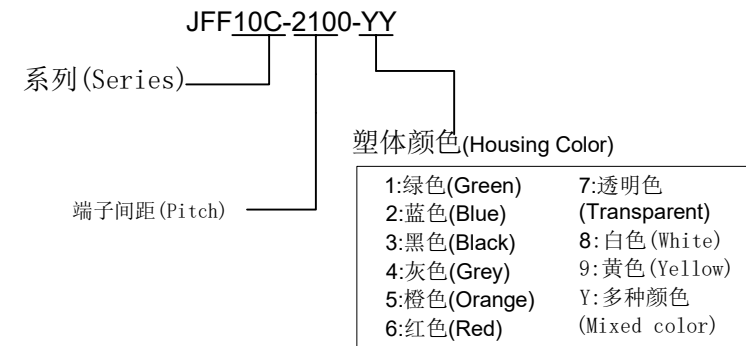
版次 (Version)	变更内容 (Rev. Content)	变更者 (Change Person)



技术参数 (Technical Data)				
UL	应用组别(Use group)	B	C	D
	额定电器参数 (Rated Electrical Parameters)	600V/115A	/	/
IEC	过压类别 (Overvoltage Category) /污染等级 (Pollution Degree)	III/3	III/2	II/2
	额定电器参数 (Rated Electrical Parameters)	/	/	/
压线范围(Wire Range)		8~2AWG 35.0mm <sup>2</sup>		
工频耐压(Frequency Voltage)		AC 1000V		
冲击耐压(Rated Surge Voltage)		/		
绝缘阻抗(Insulation Resistance)		/		
接触电阻(Contact Resistance)		/		
剥线长度(String Length)		/		
工作温度(Temperature)		-30° C~+120° C		
额定扭矩(Rated torque)		/		
材质和电镀 (Material and plating)				
绝缘材质(Housing)		PA66		
导体材料(Contact)		铜合金, 镀锡(Copper alloy, Sn plated)		
/		/		




产品命名编码:  
(Product Number Code):



P=21.00mm,N为孔位数(N for hole digits),有效位数为 (Significant Digits):02p-19p

N	02P	03P	04P	05P	06P	07P	08P	09P	10P
L	71.00	92.00	113.00	134.00	155.00	176.00	197.00	218.00	239.00
B	21.00	42.00	63.00	84.00	105.00	126.00	147.00	168.00	189.00
N	11P	12P	13P	14P	15P	16P	17P	18P	19P
L	260.00	281.00	302.00	323.00	344.00	365.00	386.00	407.00	428.00
B	210.00	231.00	252.00	273.00	294.00	315.00	336.00	357.00	378.00

 <b>东莞市奥斯电子有限公司</b> DONGGUAN AOSI ELECTRONICS CO., LTD.	公差范围(Tolerance Range)	
	150~	±1.5%
型号(Type): JFF10C-2100-YY	60~150	±1.0%
	30~60	±0.6%
核准(Approval):	6~30	±0.4%
	0~6	±0.2%
核审(Audit):	角度 (Angle)	X ±2°
	单位(Units):mm	X.X ±1°
设计(Design)	比例(Scale):FULL	版次(Version):1