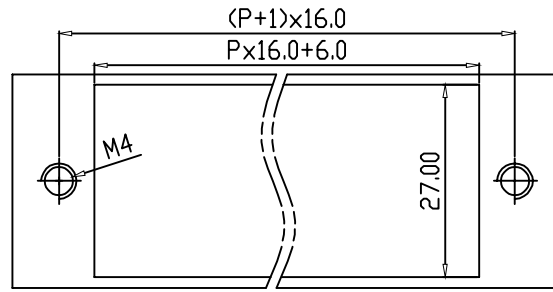
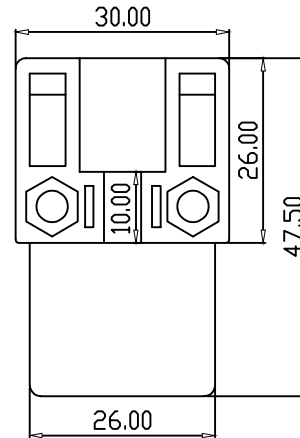
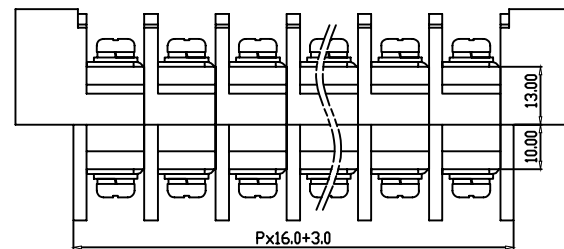
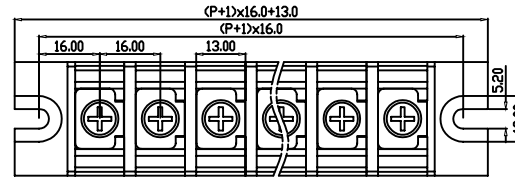


版次 (Version)	变更内容 (Rev. Content)	变更者 (Change Person)



PCB LAYOUT



技术参数 (Technical Data)				
UL	应用组别(Use group)	B	C	D
	额定电器参数 (Rated Electrical Parameters)	600V/65A	/	/
IEC	过压类别 (Overvoltage Category) /污染等级 (Pollution Degree)	III/3	III/2	II/2
	额定电器参数 (Rated Electrical Parameters)	1000V/76A	/	/
压线范围(Wire Range)		14~6AWG 16.0mm <sup>2</sup>		
工频耐压(Frequency Voltage)		AC 3500V		
冲击耐压(Rated Surge Voltage)		/		
绝缘阻抗(Insulation Resistance)		/		
接触电阻(Contact Resistance)		/		
剥线长度(String Length)		/		
工作温度(Temperature)		-30° C~+120° C		
额定扭矩(Rated torque)		M5/2.5		
材质和电镀 (Material and plating)				
绝缘材质(Housing)		PBT UL94V-0		
导体材料(Contact)		铜合金, 镀锡(Copper alloy, Sn plated)		
/		/		

产品命名编码:  
(Product Number Code):

JFF10-1600-YY

系列 (Series)


端子间距 (Pitch)

塑体颜色 (Housing Color)

- |              |                         |
|--------------|-------------------------|
| 1:绿色(Green)  | 7:透明色<br>(Transparent)  |
| 2:蓝色(Blue)   | 8:白色(White)             |
| 3:黑色(Black)  | 9:黄色(Yellow)            |
| 4:灰色(Grey)   | Y:多种颜色<br>(Mixed color) |
| 5:橙色(Orange) |                         |
| 6:红色(Red)    |                         |

P=3.81mm, N为孔位数(N for hole digits), 有效位数为 (Significant Digits): 02p-24p

N	02P	03P	04P	05P	06P	07P	08P	09P	10P	11P	12P	13P
L	61.00	77.00	93.00	109.00	125.00	141.00	157.00	173.00	189.00	205.00	221.00	237.00
B	16.00	32.00	48.00	64.00	80.00	96.00	112.00	128.00	144.00	160.00	176.00	192.00
N	14P	15P	16P	17P	18P	19P	20P	21P	22P	23P	24P	
L	253.00	269.00	285.00	301.00	317.00	333.00	349.00	365.00	381.00	397.00	413.00	
B	208.00	224.00	240.00	256.00	272.00	288.00	304.00	320.00	336.00	352.00	368.00	

 <b>东莞市澳斯电子有限公司</b> DONGGUAN AOSI ELECTRONICS CO., LTD.	公差范围 (Tolerance Range)	
	150~	±1.5%
型号 (Type): JFF10-1600-YY	60~150	±1.0%
	30~60	±0.6%
核准 (Approval):	6~30	±0.4%
	0~6	±0.2%
核审 (Audit):	角度 (Angle) X	±2°
	单位 (Units): mm	X.X
设计 (Design):	比例 (Scale): FULL	版次 (Version): 1