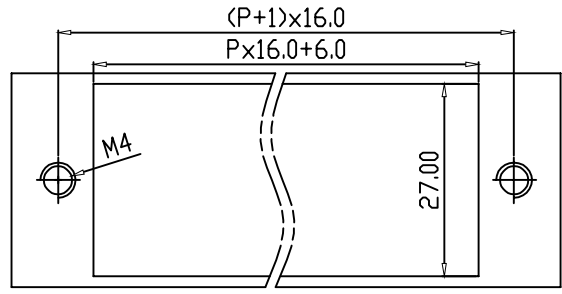
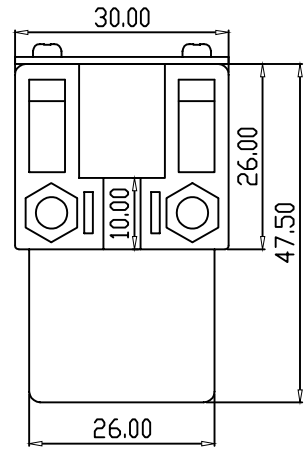
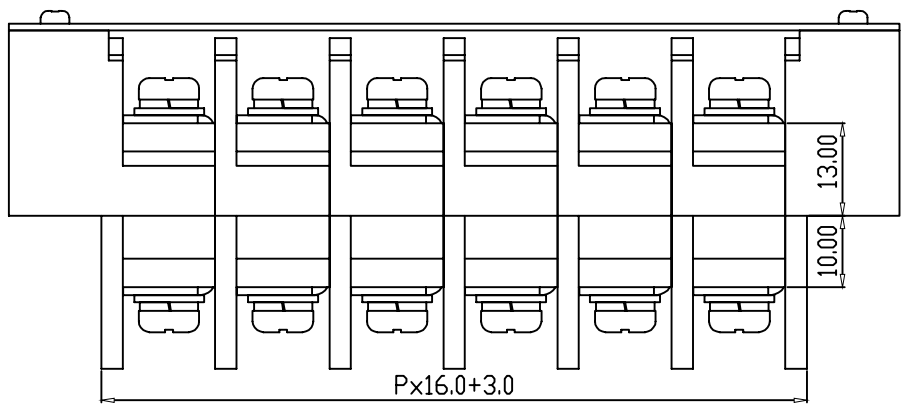
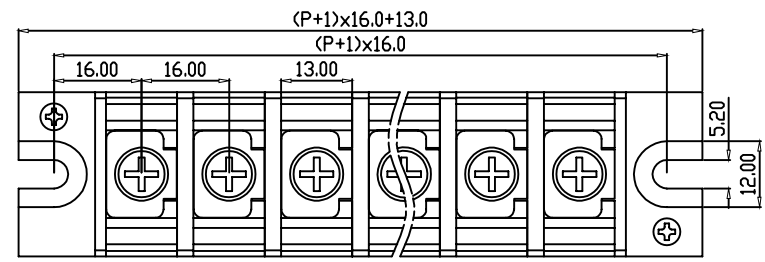


版次 (Version)	变更内容 (Rev. Content)	变更者 (Change Person)



PCB LAYOUT



技术参数 (Technical Data)				
UL	应用组别(Use group)	B	C	D
	额定电器参数 (Rated Electrical Parameters)	600V/65A	/	/
IEC	过压类别 (Overvoltage Category) /污染等级 (Pollution Degree)	III/3	III/2	II/2
	额定电器参数 (Rated Electrical Parameters)	1000V/76A	/	/
压线范围(Wire Range)		14~6AWG 16.0mm ²		
工频耐压(Frequency Voltage)		AC 3500V		
冲击耐压(Rated Surge Voltage)		/		
绝缘阻抗(Insulation Resistance)		/		
接触电阻(Contact Resistance)		/		
剥线长度(String Length)		/		
工作温度(Temperature)		-30° C~+120° C		
额定扭矩(Rated torque)		M5/2.5		
材质和电镀(Material and plating)				
绝缘材质(Housing)		PBT UL94V-0		
导体材料(Contact)		铜合金, 镀锡(Copper alloy, Sn plated)		
/		/		

产品命名编码:
(Product Number Code):

JFF10C-1600-YY

系列 (Series)


塑体颜色(Housing Color)

端子间距 (Pitch)

- | | |
|--------------|-------------------------|
| 1:绿色(Green) | 7:透明色
(Transparent) |
| 2:蓝色(Blue) | 8:白色(White) |
| 3:黑色(Black) | 9:黄色(Yellow) |
| 4:灰色(Grey) | Y:多种颜色
(Mixed color) |
| 5:橙色(Orange) | |
| 6:红色(Red) | |

P=16.00mm,N为孔位数(N for hole digits),有效位数为 (Significant Digits):02p-24p

N	02P	03P	04P	05P	06P	07P	08P	09P	10P	11P	12P	13P
L	61.00	77.00	93.00	109.00	125.00	141.00	157.00	173.00	189.00	205.00	221.00	237.00
B	16.00	32.00	48.00	64.00	80.00	96.00	112.00	128.00	144.00	160.00	176.00	192.00
N	14P	15P	16P	17P	18P	19P	20P	21P	22P	23P	24P	
L	253.00	269.00	285.00	301.00	317.00	333.00	349.00	365.00	381.00	397.00	413.00	
B	208.00	224.00	240.00	256.00	272.00	288.00	304.00	320.00	336.00	352.00	368.00	

 东莞市澳斯电子有限公司 DONGGUAN AOSI ELECTRONICS CO., LTD.	公差范围(Tolerance Range)	
	150~	±1.5'
型号(Type): JFF10C-1600-YY	60~150	±1.0'
	30~60	±0.6'
核准(Approval):	6~30	±0.4'
	0~6	±0.2'
核审(Audit):	角度 X	±2'
	单位(Units):mm	(Angle) X.X
设计(Design):	图号(Drawing NO.):	版次(Version):1
	比例(Scale):FULL	