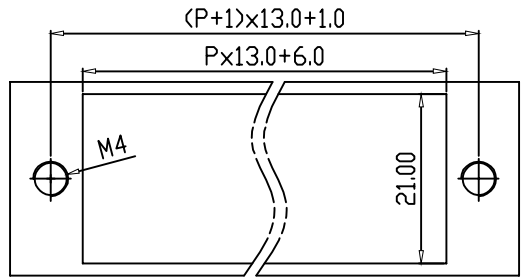
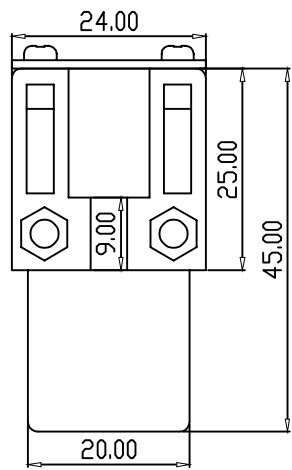
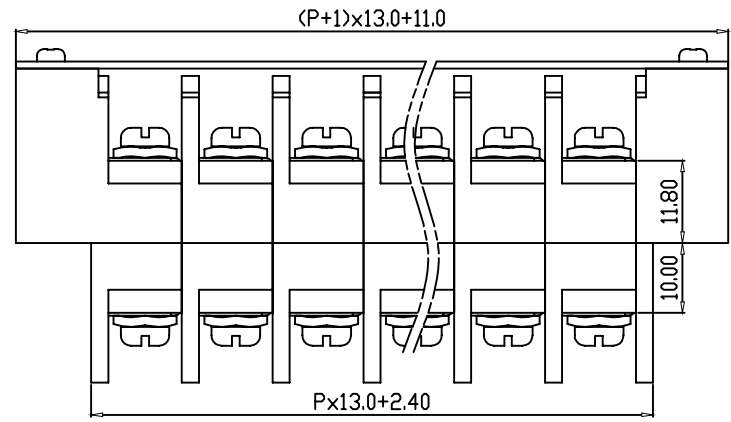
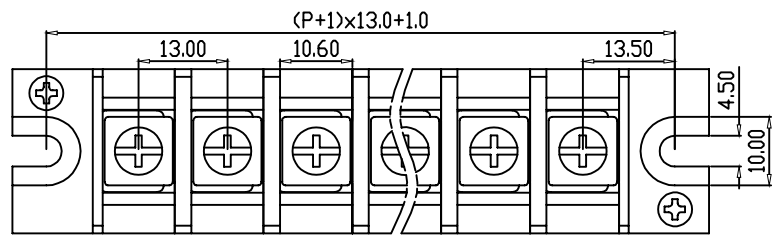


版次 (Version)	变更内容 (Rev. Content)	变更者 (Change Person)



PCB LAYOUT



技术参数 (Technical Data)				
UL	应用组别(Use group)	B	C	D
	额定电器参数 (Rated Electrical Parameters)	600V/50A	/	/
IEC	过压类别 (Overvoltage Category) /污染等级 (Pollution Degree)	III/3	III/2	II/2
	额定电器参数 (Rated Electrical Parameters)	750V/57A	/	/
压线范围(Wire Range)		22~8AWG		
工频耐压(Frequency Voltage)		AC 3000V		
冲击耐压(Rated Surge Voltage)		/		
绝缘阻抗(Insulation Resistance)		/		
接触电阻(Contact Resistance)		/		
剥线长度(String Length)		/		
工作温度(Temperature)		- 30° C ~ +120° C		
额定扭矩(Rated torque)		/		
材质和电镀 (Material and plating)				
绝缘材质(Housing)		PBT UL94V-0		
导体材料(Contact)		铜合金, 镀锡(Copper alloy, Sn plated)		
/		M4/1.8		

产品命名编码:  
(Product Number Code):

JFF10C-1300-YY

系列 (Series)

极数 (NO. of poles)

端子间距 (Pitch)


型号 (Model)

塑体颜色 (Housing Color)

- |              |                         |
|--------------|-------------------------|
| 1:绿色(Green)  | 7:透明色<br>(Transparent)  |
| 2:蓝色(Blue)   | 8:白色(White)             |
| 3:黑色(Black)  | 9:黄色(Yellow)            |
| 4:灰色(Grey)   | Y:多种颜色<br>(Mixed color) |
| 5:橙色(Orange) |                         |
| 6:红色(Red)    |                         |

P=13.00mm, N为孔位数(N for hole digits), 有效位数为 (Significant Digits): 02p-19p

N	02P	03P	04P	05P	06P	07P	08P	09P	10P	11P	12P	13P
L	50.00	63.00	76.00	89.00	102.00	115.00	128.00	141.00	154.00	167.00	180.00	193.00
B	13.00	26.00	39.00	52.00	65.00	78.00	91.00	104.00	117.00	130.00	143.00	156.00
N	14P	15P	16P	17P	18P	19P	20P	21P	22P	23P	24P	
L	206.00	219.00	232.00	245.00	258.00	271.00	284.00	297.00	310.00	323.00	336.00	
B	169.00	182.00	195.00	208.00	221.00	234.00	247.00	260.00	273.00	286.00	299.00	

 <b>东莞市澳斯电子有限公司</b> DONGGUAN AOSI ELECTRONICS CO., LTD.	公差范围 (Tolerance Range)	
	150~	±1.5'
型号 (Type): JFF10C-1300-YY	60~150	±1.0'
	30~60	±0.6'
核准 (Approval):	6~30	±0.4'
	0~6	±0.2'
核审 (Audit):	角度 (Angle) X	±2'
	单位 (Units): mm	X.X
设计 (Design):	页码 (Page): 1/1	±1'
	比例 (Scale): FULL	版次 (Version): 1